


Two Flush Pines


Pines are hardy and adaptable trees that respond well to the right training. Appreciate their scaly and flaky bark against the careful arrangement of bright green needles. These **Two flush pines** will produce a second set of growth per year.

Species

Often Used For Bonsai



Pinus Thunbergii
Japanese Black Pine



Pinus Densiflora
Japanese Red Pine

Styles





To Choose From



Seasonal

Tasks for Care and Styling

Native to the coasts of Japan, two flush pines are adapted to produce a second flush of growth when storms have damaged the first. Pines grow in well-draining soil and dislike permanent moisture.

 <p>Spring</p> <ul style="list-style-type: none"> • Re-pot every 2 to 5 years just after the buds begin to swell • Leave part of the root ball undisturbed and leave some original soil • Apply solid organic fertilizer every 4 weeks 	 <p>Summer</p> <ul style="list-style-type: none"> • Decandle in middle of June, earlier in the month at more northern latitudes and stop fertilizer • Once new buds develop, thin to just two per branch • Keep in full sun and do not over water to product short new needles 	 <p>Fall</p> <ul style="list-style-type: none"> • Restart fertilizer once second set of growth has hardened off • Remove oldest needles and thin new needles to balance tree energy 	 <p>Winter</p> <ul style="list-style-type: none"> • Wire trees and do major pruning while dormant • Maintain vigor by only doing one major task - repotting, or major styling per year • Protect tree from freezing winds when roots are frozen
---	---	---	--